



Zing HEALTH™

evolveNEXT

Incentivize. Inspire. Grow

Broker Certification Guide 2024-2025

BROKER EMAIL INVITATION: CURRENT USERS

Subject: Zing 2025 Recertification and Training

From: donotreply@evolvenxt.com

Dear {broker name},

You are invited to recertify with ZING Health to market Medicare Advantage Plans in 2025. If you have any questions, please contact Zing Broker Support or your upline agency. To access the recertification go to:

URL: <https://zing.evolvenxt.com/login.htm>

Please use your current Evolve NXT login and password.

In addition to completing your recertification workflow, please make sure that you add Zing as an authorized entity in your AHIP account.

To add Zing to your AHIP account please use this link:

URL: <http://ahipmedicaretraining.com/clients/zinghealth>

You will not become ready to sell until your Medicare Certificate displays in your Training under Credentials in Evolve NXT in addition to the appropriate line of business product training(s).

If you are unable to access the Evolve NXT registration website or have any questions regarding the process, please try the Lost Password Function and if unsuccessful, email Brokers@myzinghealth.com.

Thank you,
Zing Health



BROKER EMAIL INVITATION: NEW USERS

From: donotreply@evolvenxt.com

Dear {broker name},

You are invited to onboard with ZING Health to market Medicare Advantage Plans. If you have any questions, please contact your recruiting agency.

To facilitate the contracting process, please use the URL and login below to complete the process:

URL: <https://zing.evolvenxt.com/login.htm>

Login email address: {email}

Password: {temporary password}

In addition to completing your contracting workflow, please make sure to add Zing to your AHIP account through this link:

URL: <http://ahipmedicaretraining.com/clients/zinghealth>

If you are unable to access the registration website or have any questions regarding the process, please try the Lost Password Function and if unsuccessful, email Brokers@myzinghealth.com.


Link to Broker Guide: https://drive.google.com/file/d/1fXI5fhqd6Gz32H2IPlmdHmqErO9SUQQ/view?usp=share_link

Link to Agency Guide: https://drive.google.com/file/d/10fu5JN2s1MBiuFXVuK-iODb51uLyQ_zm/view?usp=share_link

Thank you,
Zing Health



LOGIN PAGE



Hello, Welcome Back!

Email Address


username or email

Password

password

LOGIN

[Lost your password?](#)




Please choose who you would like to log in as:

Portal User Type - Internal Agent
Rep ID
[Internal Agent Login](#)

Portal User Type -
Rep ID -
[Login](#)

Select to complete assigned training



EVOLVENXT

NAVIGATION

- MY CERTIFICATION CASES **1**

<

My Certification Cases



Search by Names: _____

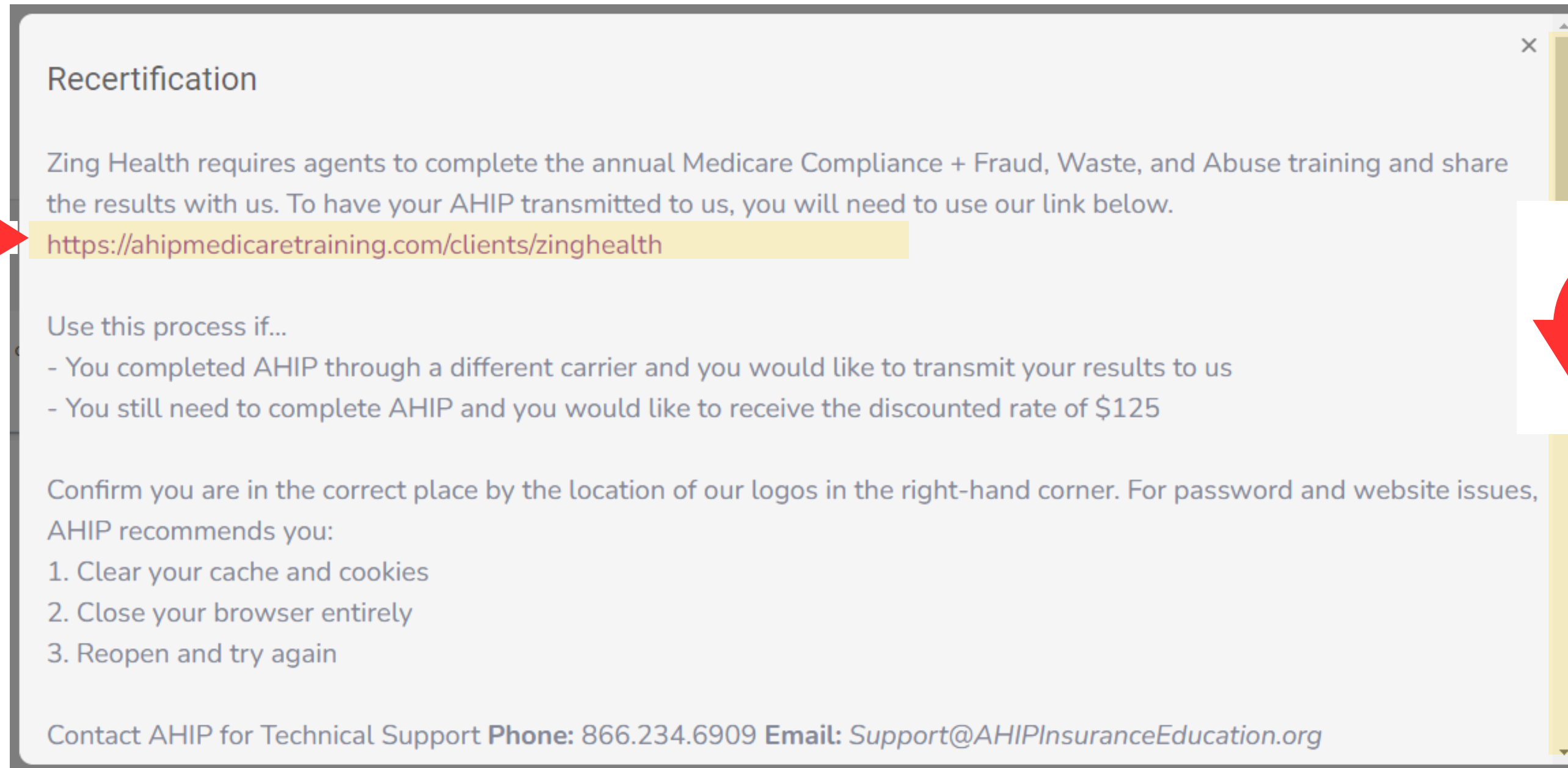
	Creation Type	LoB	Type	Status	Email	NPN	Broker Type	Broker Sub Type	Sales Level	Name	Upline Name	Creation Date	Email Send Date	Year	Submitted By
START	Individual	Medicare Advantage	Recertify	Created - New			Field Broker	Downline Only	Agent - 01			06/24/2024	06/24/2024	2025	

Showing 1 to 1 of 1 entries

FIRST PREVIOUS **1** NEXT LAST

Select to start assigned case

AHIP transmittal does not prevent you from moving forward with the certification process. If you've already transmitted your results, please scroll down to the bottom of the popup window to proceed.



The screenshot shows a 'Recertification' popup window with the following content:

Recertification

Zing Health requires agents to complete the annual Medicare Compliance + Fraud, Waste, and Abuse training and share the results with us. To have your AHIP transmitted to us, you will need to use our link below.

<https://ahipmedicaretraining.com/clients/zinghealth>

Use this process if...

- You completed AHIP through a different carrier and you would like to transmit your results to us
- You still need to complete AHIP and you would like to receive the discounted rate of \$125

Confirm you are in the correct place by the location of our logos in the right-hand corner. For password and website issues, AHIP recommends you:

1. Clear your cache and cookies
2. Close your browser entirely
3. Reopen and try again

Contact AHIP for Technical Support **Phone:** 866.234.6909 **Email:** Support@AHIPInsuranceEducation.org

Annotations: A red arrow on the left points to the URL, and a red arrow on the right points to the bottom of the window.

**Link to transmit
AHIP results to us**

**Scroll down
to read all
information
and proceed**

EVOLVENXT

NAVIGATION

MY CERTIFICATION CASES

My Certification Cases

CONTACT INFO LICENSE INFO TRAINING SUBMIT

Fields marked with an asterisk (*) are required.

Personal Information

First Name *

Middle Initial

Last Name *

Job Title

SSN *

NPN *

DOB *

Mobile Phone *

Business Phone *

Marketing Phone

Email *

Primary Address Information

Address 1 *

Address 2

Complete all fields to include those required.

Scroll to complete all information and proceed

EVOLVENXT

NAVIGATION

MY CERTIFICATION CASES

1

My Certification Cases

CONTACT INFO LICENSE INFO TRAINING SUBMIT

License Information

The table below indicates all states where ZingAEP sells products for each line of business. Please choose and declare your sales intent per line of business from the available state options.

Active : Our records show that you own a valid health license in this state.
Inactive : Our records show that you own a health license but it is not currently active.
No License Found: Our records show that you do not own any health license in this state.

I acknowledge if I do not currently own a license in a state where I intend to sell for Zing, I may still declare sales intent. However, I will need to acquire a license from that state's department of insurance before reaching ready to sell status in that state and able to receive commissions. If I do not meet those requirements any enrollment will be considered a contaminated sale and commissions will be forfeited for the life of the policy.

Zing Declared States

<input checked="" type="checkbox"/> IL - Illinois — Active License	<input type="checkbox"/> MS - Mississippi — No License Found
<input type="checkbox"/> IN - Indiana — No License Found	<input type="checkbox"/> OH - Ohio — No License Found
<input type="checkbox"/> MI - Michigan — No License Found	<input type="checkbox"/> TN - Tennessee — No License Found

CONTINUE

Check acknowledgment and update selecting states for the 2025 plan year.

Select continue to proceed

BEGIN TRAINING SCREEN

EVOLVENXT

NAVIGATION

MY CERTIFICATION CASES

My Certification Cases

CONTACT INFO LICENSE INFO TRAINING SUBMIT

Training Information

Available Trainings

Training Name	Training Type	Status
2025 Zing Training	Zing Training	Incomplete

Component Name	Started	Completed	Score	Pass / Fail
Zing Health 2024-2025 Product Certification Training				

TAKE TRAINING

Click to access training

ZING HEALTH TRAINING SCREEN

Training Component - Zing Health 2024-2025 Product Certification Training

Click to download pdf training slides → [DOWNLOAD TRAINING MATERIAL](#)

Scroll down to view training slides within the system

Click to take the exam → [TAKE QUIZ](#)

The screenshot displays a training interface for Zing Health. At the top, the title reads 'Training Component - Zing Health 2024-2025 Product Certification Training'. Below this, there are three main callouts with red arrows pointing to specific UI elements: 1. 'Click to download pdf training slides' points to a blue button labeled 'DOWNLOAD TRAINING MATERIAL'. 2. 'Scroll down to view training slides within the system' points to a vertical scrollbar on the right side of the main content area. 3. 'Click to take the exam' points to a purple button labeled 'TAKE QUIZ' at the bottom center. The main content area shows a slide with the Zing Health logo and '2025 Product Training' text. A sidebar on the left shows a list of slides with thumbnails, numbered 1 through 4. The first slide is highlighted. The interface also includes a top navigation bar with '1 / 80', a zoom level of '70%', and icons for download, print, and refresh.

PRODUCT TRAINING EXAM SCREEN

Training Component - Zing Health 2024-2025 Product Certification Training

Need to review? Download training for reference as needed → **DOWNLOAD TRAINING MATERIAL**

VIEW PROGRESS → **Total of 25 questions**

Question 1 of 25

READ QUESTION

<input type="radio"/>	
<input type="radio"/>	
<input type="radio"/>	
<input type="radio"/>	

Select best possible answer →

NEXT → **Click to advance forward**

You will not be able to go back once you select next

PRODUCT TRAINING RESULTS SCREEN: PASSED

Click to download pdf training slides

DOWNLOAD TRAINING MATERIAL

You have completed this component of the training.

RESULTS

Total Questions	25
Correct Answers	25
Your Score	100.00 %
Passing Score	85.00 %
Passed	Yes

View Results

CLOSE

Click to close

PRODUCT TRAINING RESULTS SCREEN: FAILED

The screenshot shows a training completion screen with a 'FAILED' status. A message states 'You have completed this component of the training.' Below this is a 'RESULTS' table. A 'DOWNLOAD TRAINING MATERIAL' button is highlighted with a red box and an arrow pointing to it from a callout box that says 'Click to download pdf training slides'. The 'RESULTS' table has a yellow background for the 'Correct Answers' and 'Passing Score' rows. A 'View Results' callout box with two circular arrows points to the 'Correct Answers' and 'Passing Score' rows. A 'CLOSE' button is highlighted with a red box and an arrow pointing to it from a callout box that says 'Click to close'.

You have completed this component of the training.

RESULTS

Total Questions	25
Correct Answers	8
Your Score	32.00 %
Passing Score	85.00 %
Passed	No

View Results

Click to close

COMPLETION SCREEN

EVOLVENXT

My Certification Cases

CONTACT INFO LICENSE INFO TRAINING SUBMIT

Training Information

Available Trainings

Training Name	Training Type	Status
2025 Zing Training	Zing Training	Passed

Component Name	Started	Completed	Score	Pass / Fail
Zing Health Product Certification Exam	06/24/2024 01:11 PM PDT	06/24/2024 03:14 PM PDT	100.00	Passed

RESULTS

CONTINUE

View Results Again

Click to move forward

Helpful Tip: If a certificate of completion is needed, please print screen. A downloadable certificate is not provided.

SCREEN WHEN THERE IS A FAILED EXAM ATTEMPT

The screenshot shows the 'My Certification Cases' page in the EvolveNXT system. The page has a navigation menu on the left with 'MY CERTIFICATION CASES' selected. The main content area is titled 'My Certification Cases' and has tabs for 'CONTACT INFO', 'LICENSE INFO', 'TRAINING', and 'SUBMIT'. The 'TRAINING' tab is active. Below the tabs, there is a 'Training Information' section with a sub-section 'Available Trainings'. This section contains two tables. The first table shows a training named '2025 Zing Training' with a status of 'Failed'. The second table shows a component named 'Zing Health Product Certification Exam' with a 'TAKE TRAINING' button highlighted in red. The third table shows the results for this component, with a 'RESULTS' button highlighted in red. The results table shows a score of 32.00 and a status of 'Failed'.

Training Name	Training Type	Status
2025 Zing Training	Zing Training	Failed

Component Name	Started	Completed	Score	Pass / Fail
Zing Health Product Certification Exam				

Component Name	Started	Completed	Score	Pass / Fail
Zing Health Product Certification Exam	06/24/2024 03:32 PM PDT	06/24/2024 03:34 PM PDT	32.00	Failed

Click to take training again

View Results Again

2025 AGREEMENT

The screenshot shows the EVOLVENXT user interface. On the left is a dark purple navigation sidebar with the EVOLVENXT logo and a menu item 'MY CERTIFICATION CASES' with a red notification badge containing the number '1'. The main content area is titled 'My Certification Cases' and features a horizontal navigation bar with buttons for 'CONTACT INFO', 'LICENSE INFO', 'TRAINING', and 'SUBMIT'. Below this bar, a red message states: 'Fields marked with an asterisk (*) are required. Please click on the links below to review the documents and digitally sign as appropriate'. The main section is titled 'Submit Recertification' and contains a document viewer for 'obdoc_download.htm'. The viewer shows a table of contents with three items, the first of which is selected and highlighted in blue. The preview of the document text includes the following paragraphs:

WHEREAS, Zing Health has a contract with Centers for Medicare and Medicaid Services (CMS) to offer Medicare Advantage Plans to Medicare beneficiaries;

WHEREAS, Zing Health seeks to engage Agent to provide certain marketing, sales and enrollment services in connection with Zing Health's Medicare Advantage Plans; and

WHEREAS, Agent seeks to provide such marketing, sales and enrollment services, as well as such administrative services, to and on behalf of Zing Health.

NOW, THEREFORE, in consideration of the mutual covenants herein contained, acknowledged to be good and sufficient consideration, the Parties do hereby agree as follows:

**ARTICLE 1
DEFINITIONS**

1.1 Definitions. Capitalized terms used herein shall have the meaning ascribed to them in this Article 1, the body of this Agreement and/or in the schedules, exhibits, attachments or other documents incorporated in this Agreement.

"Agent" is the individual referred to in the introductory paragraph to this Agreement who is an appropriately licensed, independent contractor, appointed by Zing Health, free to exercise his or its own judgment as to the time and manner of performing services pursuant to this Agreement.

"CMS" shall mean the Centers for Medicare & Medicaid Services, the agency within the U.S. Department of Health and Human Services responsible for administering the Medicare Advantage and Part D Programs, as such terms are defined in Law.

"CMS Contract" shall mean the contract between CMS and Zing Health for purposes of Zing Health's participation in the Medicare Advantage and Medicare Part D Programs.

Scroll to view all information and sign

2025 AGREEMENT: SIGNATURE BOX

EVOLVENXT

My Certification Cases

NAVIGATION

MY CERTIFICATION CASES

CONTACT INFO LICENSE INFO TRAINING SUBMIT

DocuSign Envelope ID: E3C0EA33-856C-4D49-B10A-DAAA6ED1C227

2025 Broker Contract

Date * 06/24/2024

IP Address * 108.87.116.140, 108.87.116.140

Please sign your name in the space below.

CLEAR


SUBMIT

Electronically sign with finger, stylus, or mouse

Click to SUBMIT

Scroll to view all information and sign

SUBMISSION SUCCESSFUL



NAVIGATION

- MY CERTIFICATION CASES 1

<

My Certification Cases

CONTACT INFO | LICENSE INFO | TRAINING | **SUBMIT**

Submission Successful!

Thank you for completing your annual recertification workflow.

A copy of your signed documents as well as any other submitted documents will be available in your broker portal once this case is approved. To view or download these documents please navigate to Documents & Resources - My Documents.

Broker Name

Email

NPN

CONFIRM YOUR RTS STATUS

More on the RTS widget here

The dashboard features a sidebar with navigation options: DASHBOARD, STATEMENTS, BOOK OF BUSINESS, APP STATUS - WIPRO, MY DOCUMENTS, MY CREDENTIALS, MY ACCOUNT, and WORKFLOWS. The main content area includes:

- My Credentials:** A table showing 'Rep Status' as 'Active/Certified' and 'State Licenses' as '38 Active'. A 'View Details' button is located below the table.
- My 2025 AEP Status:** A yellow widget with a green checkmark icon and the text: 'You have completed all requirements for 2025 AEP readiness!'.
- Commission Statement History:** A table with columns for 'Statement Date', 'Statement Description', and 'Total Commission'. A 'View Details' button is centered below the table.
- Newly enrolled members within the past 12 months:** A bar chart with a green checkmark icon. The x-axis shows 'November' and 'January'. A single blue bar for 'January' reaches a value of 8 on the y-axis.
- Medicare Book of Business:** A line chart showing 'Total Book of Business over time within the past 12 months'. The x-axis lists months from 'Aug' to 'Jul'. The y-axis ranges from 30 to 90. The data points are approximately: Aug (82), Sep (82), Oct (82), Nov (82), Dec (81), Jan (40), Feb (33), Mar (33), Apr (33), May (33), Jun (33), Jul (33).

Questions? Contact Broker Support

@ brokers@myzinghealth.com

 **1-844-946-4226**

CLICK TO VIEW EVOLVE REFERENCE GUIDES BELOW

[EvolveNXT Broker Guide](#)

[EvolveNXT Agency Guide](#)

